

Last Update: Oct 2024



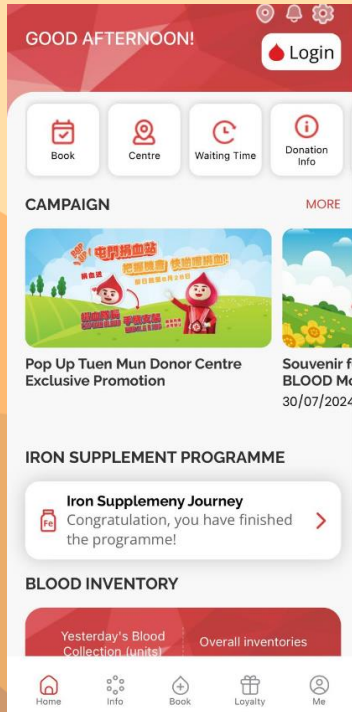
# HK Blood Registration Tutorial

# Menu

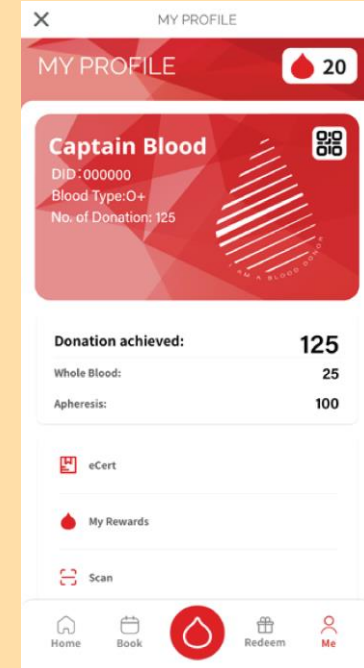
1. [HK Blood NEW UI](#)
2. [HK Blood NEW Login Methods](#)
3. [HK Blood Registration](#)
4. [HK Blood FAQ](#)
5. [HK Blood Problem Report](#)

# NEW UI

## NEW UI



## NEW "GIFT OF LIFE" blood donation loyalty programme



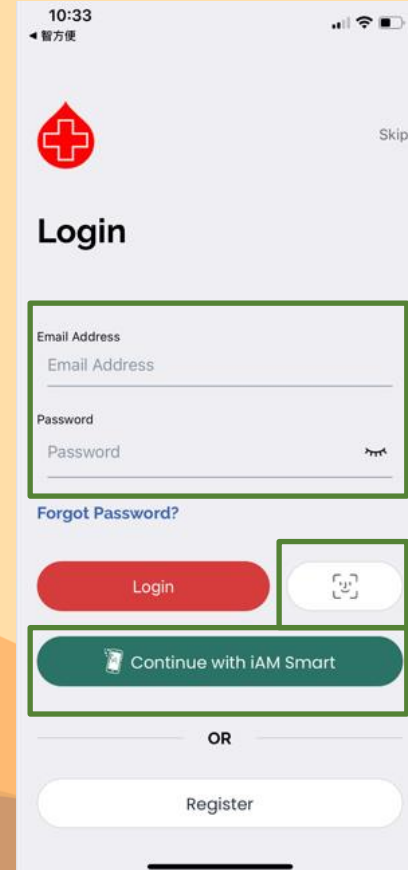
# NEW Login Methods

## 3 login methods


Login with email and  
password

Login with biometrics

Login with iAM Smare



10:33  
◀ 醫方便

 Skip


### Login


Email Address  
Email Address

Password  
Password

[Forgot Password?](#)

Login



 Continue with iAM Smart

OR

Register

[Back to Menu](#)

# Registration

Click Login / Register



English ▾

預約捐血 Book  
捐血好去處 Centre  
捐血紀錄 Donation Records

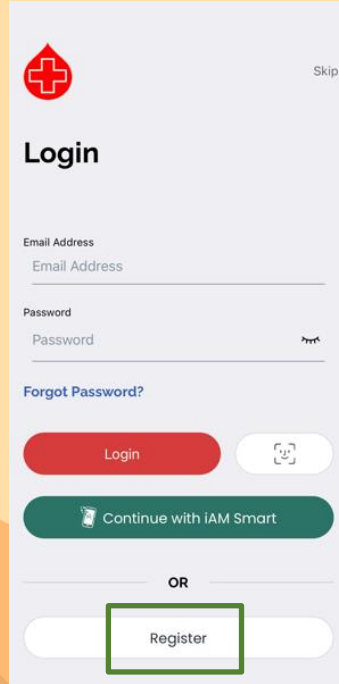
Be A hero, Be A BLOOD dOnOr.

Welcome to HK Blood. Make appointment, check donation history and donor centre information... and more via this app.

Get Started

Login / Register

Click Register



Skip

Login

Email Address  
Email Address

Password  
Password

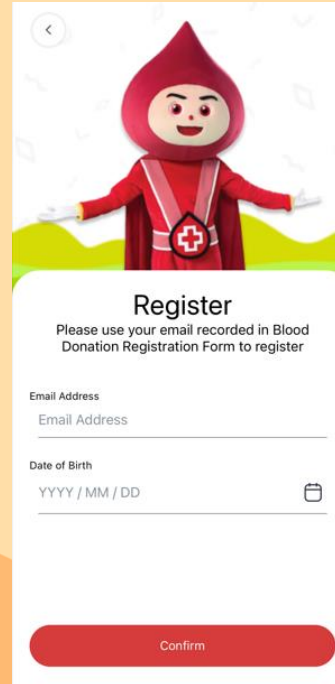
Forgot Password?

Continue with iAM Smart

OR

Register

Input your  
email address & date of birth



Register

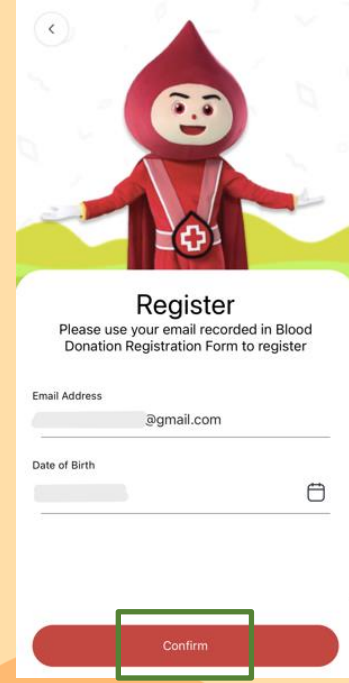
Please use your email recorded in Blood Donation Registration Form to register

Email Address  
Email Address

Date of Birth  
YYYY / MM / DD

Confirm

And click Confirm



Register

Please use your email recorded in Blood Donation Registration Form to register

Email Address  
@gmail.com

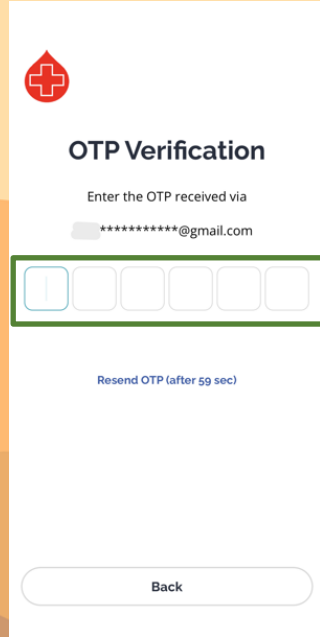
Date of Birth

Confirm

[Back to Menu](#)

# Registration

## Input One-Time-Password



OTP Verification

Enter the OTP received via

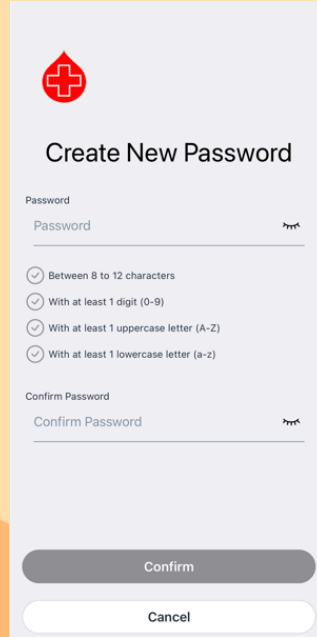
\*\*\*\*\*@gmail.com

\*\*\*\*\*

Resend OTP (after 59 sec)

Back

## Create your Password



Create New Password

Password

\*\*\*\*\*

- Between 8 to 12 characters
- With at least 1 digit (0-9)
- With at least 1 uppercase letter (A-Z)
- With at least 1 lowercase letter (a-z)

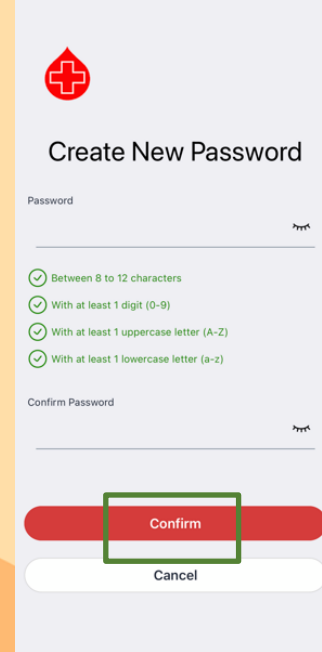
Confirm Password

\*\*\*\*\*

Confirm

Cancel

## Click Confirm



Create New Password

Password

\*\*\*\*\*

- Between 8 to 12 characters
- With at least 1 digit (0-9)
- With at least 1 uppercase letter (A-Z)
- With at least 1 lowercase letter (a-z)

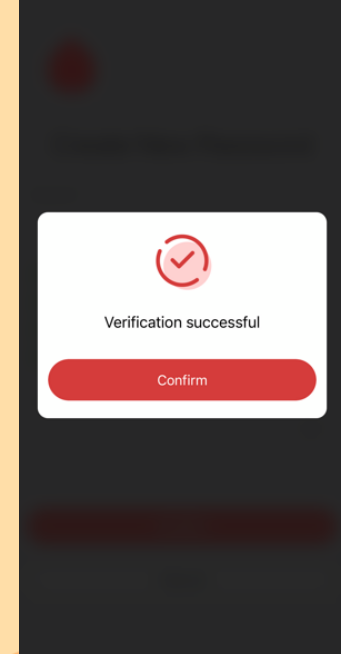
Confirm Password

\*\*\*\*\*

Confirm

Cancel

## Registration Successful



Verification successful

Confirm

# Registration

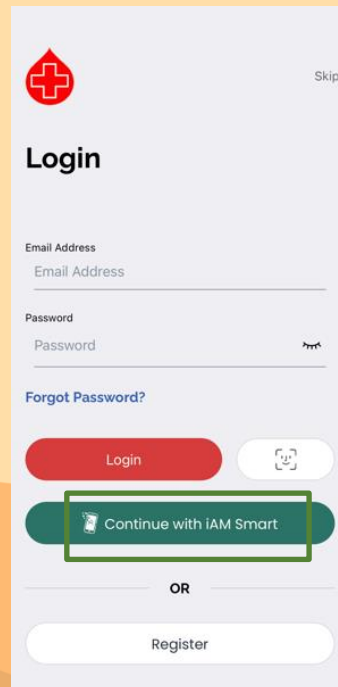
Apart from register with email address, you may also try iAM Smart

Click **Login / Register**

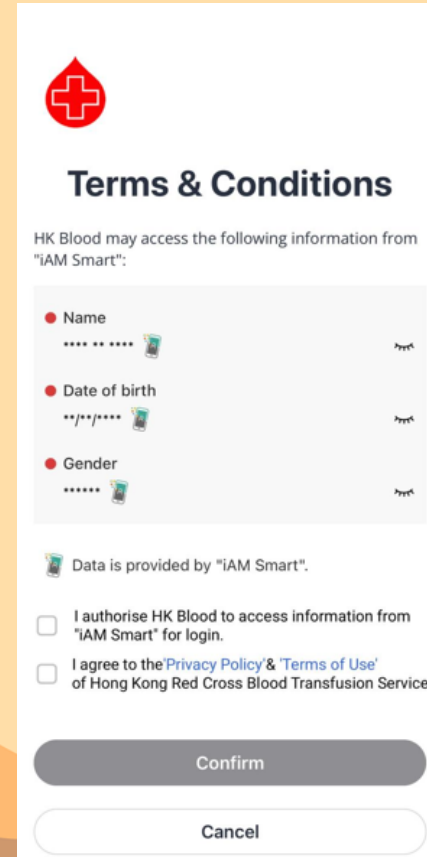


The home screen of the HK Blood app features a red blood drop character. At the top, there is a language selector set to 'English' and icons for '預約捐血 Book' (Book Donation), '捐血好去處 Centre' (Donation Centres), and '捐血紀錄 Donation Records'. Below the character, the text reads 'Be A hero, Be A BLOOD dOnOr.' followed by a welcome message: 'Welcome to HK Blood. Make appointment, check donation history and donor centre information... and more via this app.' At the bottom, there are two buttons: a red 'Get Started' button and a white 'Login / Register' button, which is highlighted with a green box.

Click **Continue with iAM Smart**



The login screen of the HK Blood app has a light purple background. It features the HK Blood logo at the top left and a 'Skip' link at the top right. The title 'Login' is prominently displayed. Below it are input fields for 'Email Address' and 'Password'. A 'Forgot Password?' link is located below the password field. At the bottom, there are three buttons: a red 'Login' button, a green 'Continue with iAM Smart' button (highlighted with a green box), and a white 'Register' button. An 'OR' separator is placed between the 'Continue with iAM Smart' and 'Register' buttons.

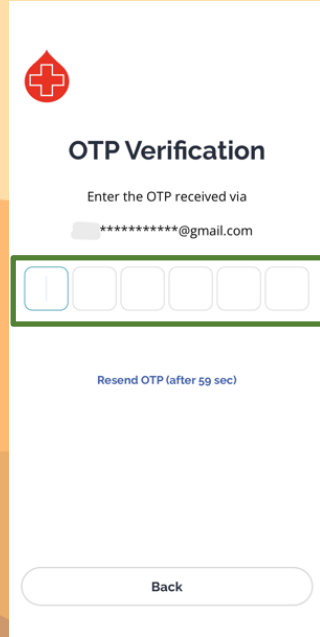


The 'Terms & Conditions' screen of the HK Blood app features the HK Blood logo at the top left. The title 'Terms & Conditions' is centered. Below it, a paragraph states: 'HK Blood may access the following information from "iAM Smart":'. This is followed by a list of three items, each with a red dot and a mobile phone icon: 'Name', 'Date of birth', and 'Gender'. Below this list, a statement reads: 'Data is provided by "iAM Smart".' There are two checkboxes: the first is for 'I authorise HK Blood to access information from "iAM Smart" for login.', and the second is for 'I agree to the Privacy Policy & Terms of Use of Hong Kong Red Cross Blood Transfusion Service.' At the bottom, there are two buttons: a grey 'Confirm' button and a white 'Cancel' button.

[Back to Menu](#)

# Registration

## Input One-Time-Password



OTP Verification

Enter the OTP received via

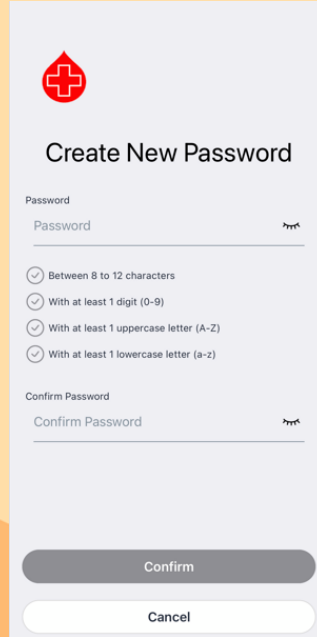
\*\*\*\*\*@gmail.com

\*\*\*\*\*

Resend OTP (after 59 sec)

Back

## Create your Password



Create New Password

Password

\*\*\*\*\*

- Between 8 to 12 characters
- With at least 1 digit (0-9)
- With at least 1 uppercase letter (A-Z)
- With at least 1 lowercase letter (a-z)

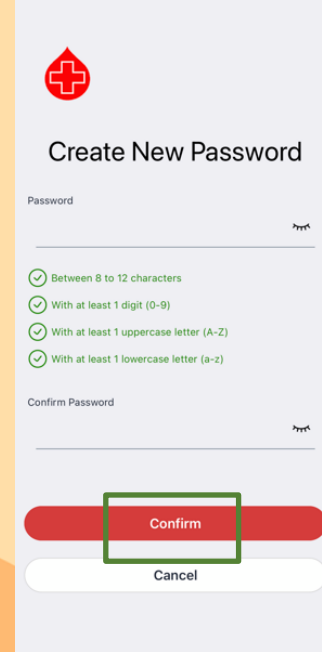
Confirm Password

\*\*\*\*\*

Confirm

Cancel

## Click Confirm



Create New Password

Password

\*\*\*\*\*

- Between 8 to 12 characters
- With at least 1 digit (0-9)
- With at least 1 uppercase letter (A-Z)
- With at least 1 lowercase letter (a-z)

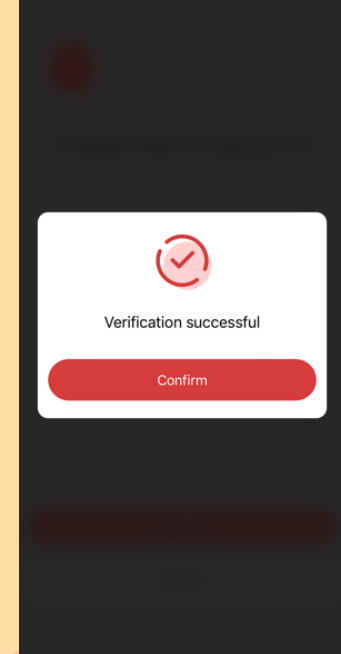
Confirm Password

\*\*\*\*\*

Confirm

Cancel

## Registration Successful

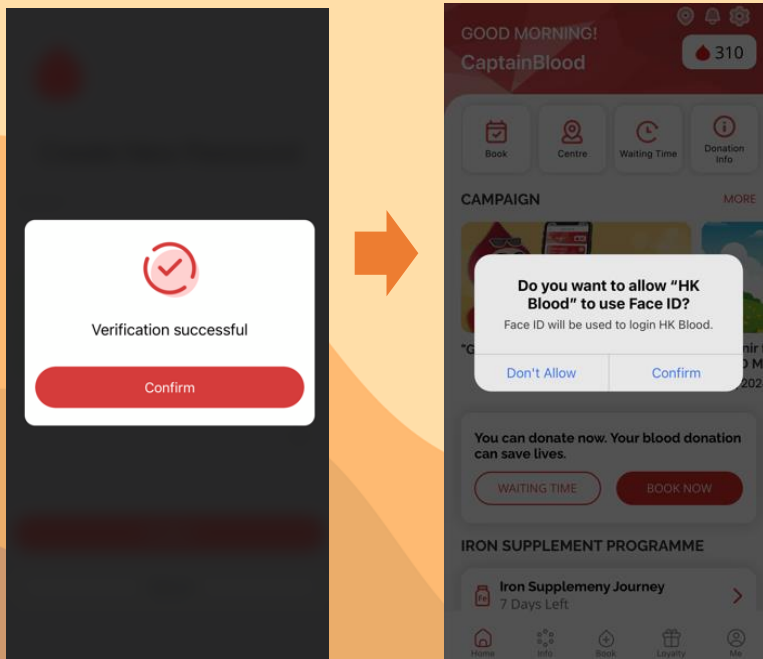


Verification successful

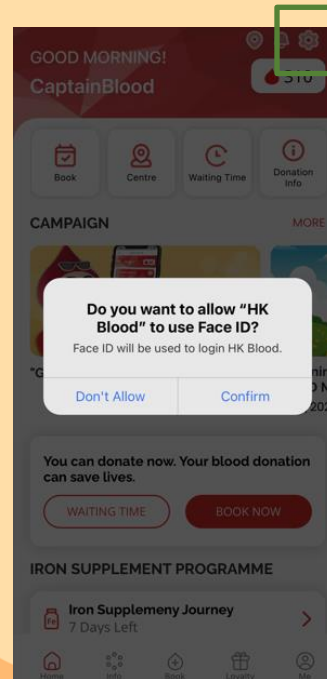
Confirm

# Registration

A prompt message would be shown to ask whether you wish to enable biometric login after account registration

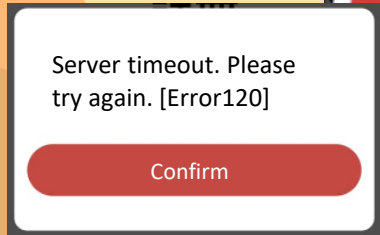
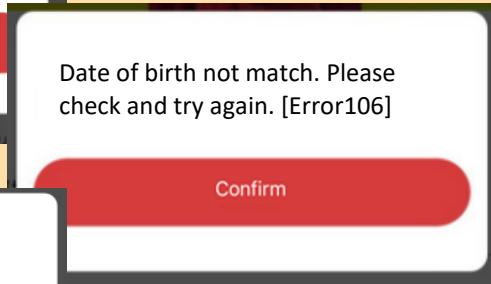
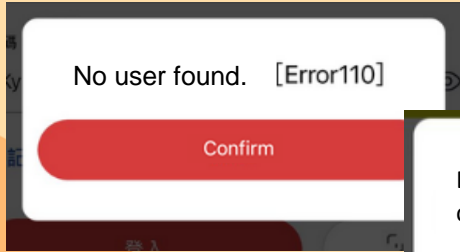


This function can be enable or disable here at the setting page



# FAQ

## Why I cannot register / login with HK Blood?



- First Time Donor
- Email record not match
- Update of email
- No email record during blood donation
- Sharing of email account
- Mis-match of information

## Problem Report

**If you have any enquiry on HK Blood,  
Please WhatsApp to 6279 7173;  
Or call 2710 1281 during office hour.**

